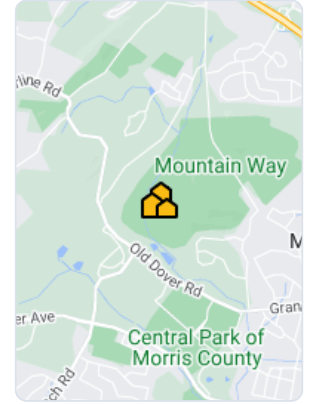


## Market Trends

Property Type: SF + Condo/TH/Apt

### May 2024

#### Market Type



#### Key Details

Months of Inventory	List to Sold Price %	Median Days in RPR	Median Sold Price
<b>1.58</b> ↑ 4.64% MoM	<b>106.7%</b> ↑ 0.97% MoM	<b>14</b>	<b>\$705,000</b> ↑ 10.16% MoM

Realtors Property Resource®, LLC

Source: Listings

## Median Estimated Property Value

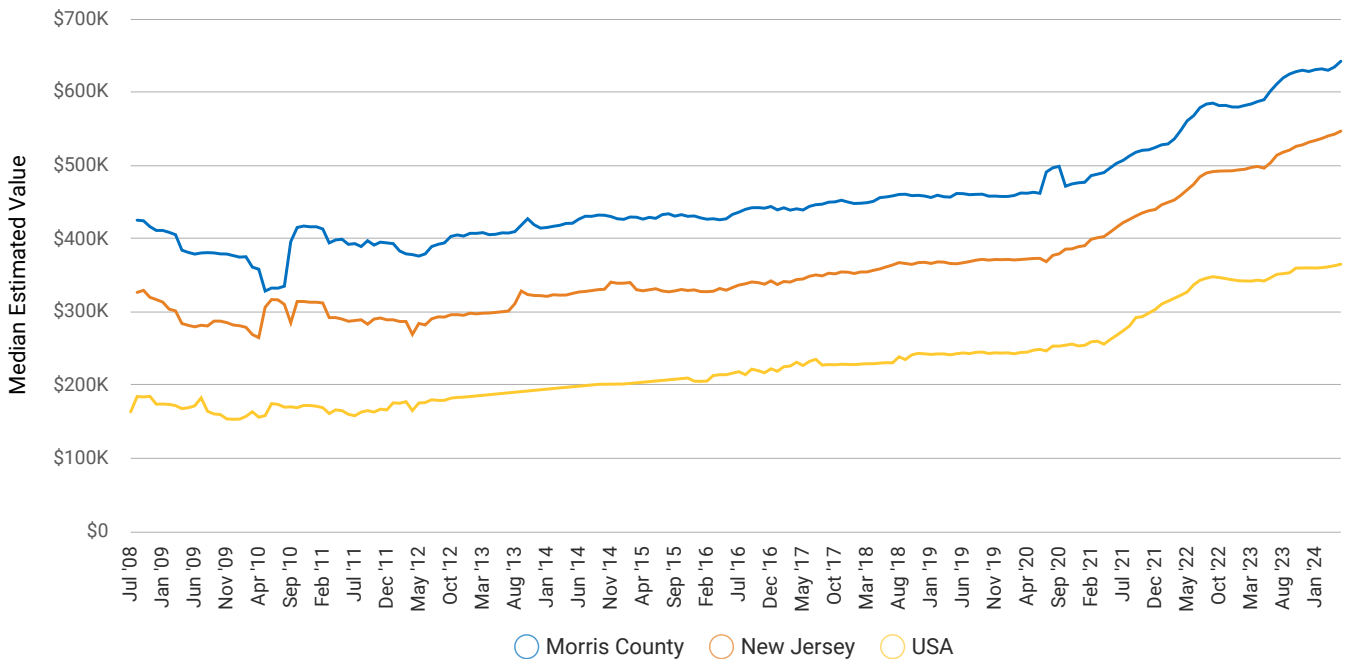
May 2024

Property Type: SF + Condo/TH/Apt

Median Estimated Value  
**\$642,000**

Last Month Change  
**+1.2%**

12 Month Change  
**+8.9%**



Realtors Property Resource®, LLC

Source: Public Records and Listings

## New Listings

May 2024

Property Type: SF + Condo/TH/Apt

Median List Price

**\$699,450**

↑ 0.8% MoM

# of Properties

**642**

↑ 0.5% MoM

Median \$/Sqft

**\$330**

↑ 1.9% MoM

Total \$ Volume

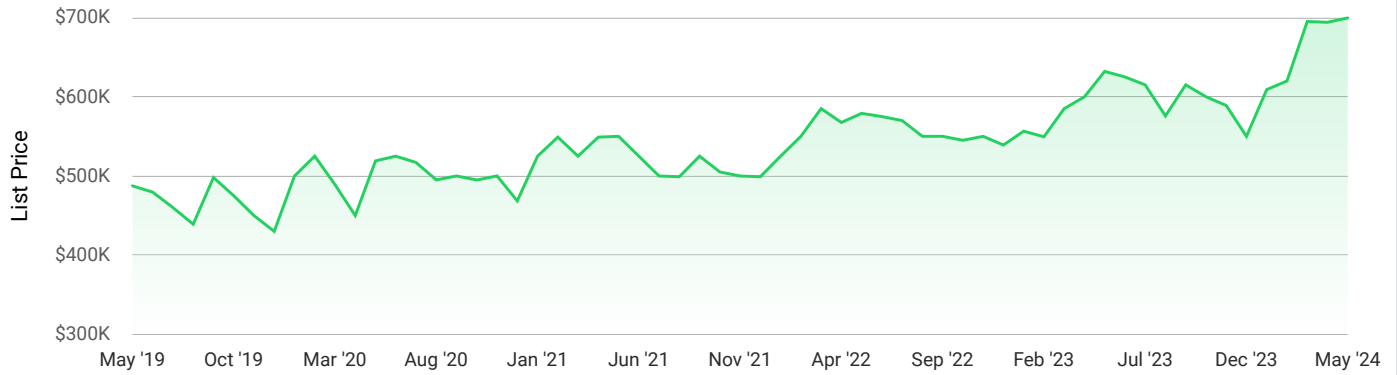
**\$553,753,831**

↑ 2.7% MoM

Median Living Area Sqft

**2,127**

↑ 0.9% MoM



Realtors Property Resource®, LLC

Source: Listings

## Active Listings

May 2024

Property Type: SF + Condo/TH/Apt

Median List Price

**\$749,999**

↑ 7.3% MoM

# of Properties

**590**

↑ 5% MoM

Median Days in RPR

**18**

↑ 20% MoM

Median \$/Sqft

**\$336**

↑ 2.1% MoM

Total \$ Volume

**\$616,525,455**

↑ 10.3% MoM

Median Living Area Sqft

**2,169**

↑ 3.3% MoM



Realtors Property Resource®, LLC

Source: Listings

## New Pending Listings

May 2024

Property Type: SF + Condo/TH/Apt

Median List Price	# of Properties	Median Days in RPR	Median \$/Sqft	Total \$ Volume	Median Living Area Sqft
<b>\$649,900</b> ↓ 2.9% MoM	<b>534</b> ↑ 23.6% MoM	<b>15</b> ↓ 6.3% MoM	<b>\$320</b> ↓ 1.5% MoM	<b>\$406,827,885</b> ↑ 21% MoM	<b>2,028</b> ↓ 0.1% MoM



Realtors Property Resource®, LLC

Source: Listings

## Pending Listings

May 2024

Property Type: SF + Condo/TH/Apt

Median List Price	# of Properties	Median Days in RPR	Median \$/Sqft	Total \$ Volume	Median Living Area Sqft
<b>\$679,900</b> ↓ 0.7% MoM	<b>920</b> ↑ 12.6% MoM	<b>14</b>	<b>\$320</b> ↓ 0.3% MoM	<b>\$745,124,760</b> ↑ 11.7% MoM	<b>2,077</b> ↑ 0% MoM



Realtors Property Resource®, LLC

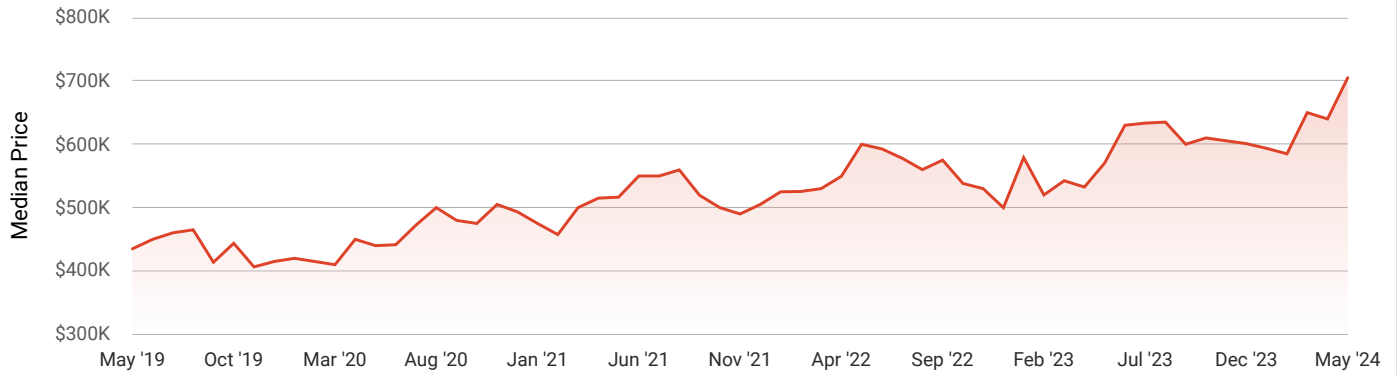
Source: Listings

# Sold Listings

May 2024

Property Type: SF + Condo/TH/Apt

Median Sold Price	# of Properties	Avg. List to Sale Price %	Median Days in RPR	Median \$/Sqft	Total \$ Volume
<b>\$705,000</b> ↑ 10.2% MoM	<b>403</b> ↑ 14.5% MoM	<b>106.7%</b> ↑ 1% MoM	<b>14</b>	<b>\$346</b> ↓ 0.6% MoM	<b>\$333,206,232</b> ↑ 23% MoM



Realtors Property Resource®, LLC

Source: Listings

# Months Supply of Inventory

May 2024

Property Type: SF + Condo/TH/Apt

<b>Months Supply of Inventory</b> <b>1.58</b>	<b>Last Month Change</b> <b>+4.6%</b>	<b>12 Month Change</b> <b>+6.8%</b>
--	--	--



Realtors Property Resource®, LLC

Source: Listings

# Sold Public Records

May 2024

Property Type: SF + Condo/TH/Apt

Median Sold Price

**\$691,750**

↑ 10.7% MoM

# of Properties

**54**

↓ 82.3% MoM

Median \$/Sqft

**\$340**

↓ 0.3% MoM

Median Living Area Sqft

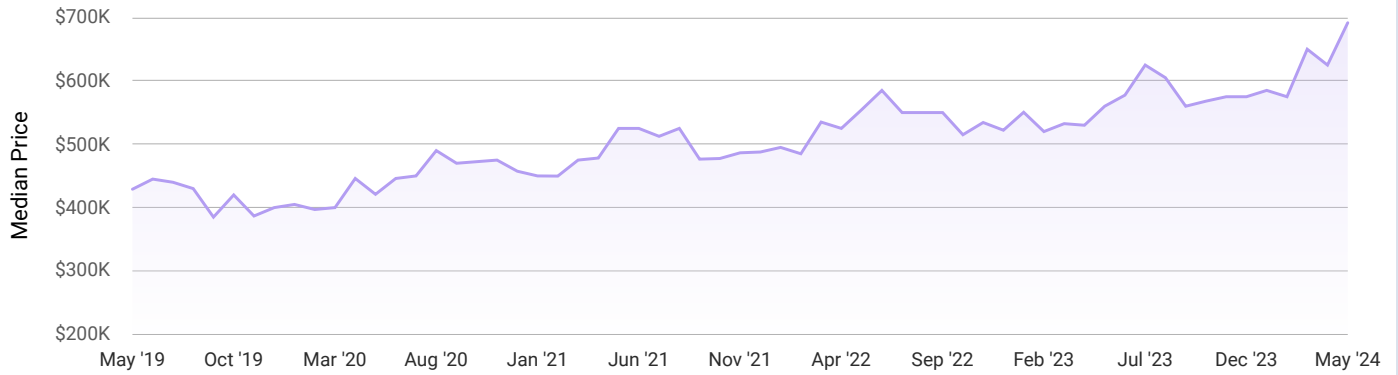
**1,904**

↑ 4.9% MoM

Total \$ Volume

**\$43,364,769**

↓ 80.6% MoM



Realtors Property Resource®, LLC

Source: Public Records